

Cedar Chest Quilters' Guild

newsletter

TABLE OF CONTENTS

President's Message.....	1
Board Members	1
Committee Chairs	2
Lost & Found	2
Library News	2
Sunshine & Shadows.....	2
Membership News	2
Fat Quarters Info.....	2
Care & Share	2
Upcoming Classes & Events ..	3
Classes and events cont.....	3
Tips & Techniques	3
2010 Challenge	3
Out to Lunch.....	3
Humanitarian.....	4
Newsletter info.....	4
Classified Ads.....	4
Things to Remember.....	4

BOARD MEMBERS

President

Liz Jacomb.....586-1706

First Vice President

Francine Lyndaker.....559-3756

Second Vice President

Eleanor Miller.....586-1471

Secretary

Brenda Jarvis.....867-8230

Treasurer

Linda Shokrian.....867-5914

FROM OUR PRESIDENT...

Hello everyone, I know we will have spring at some point. It can't keep snowing forever.

We have a lot going on with the different projects that people are working on. I thought I would kind of update everyone.

First, Sandy Robles group, are still working on the Quilts of Valor. They can always use more people helping with them. If you have any questions about these, please feel free to call her.

Second, our opportunity quilt for this year is in the works. LaRee Rees is in charge of it this year. It is beautiful. I can't wait to show it when it's finished. Hopefully it will be finished in July. We decided to try and get ahead of the game for the opportunity quilt for next year. It has already been selected and is in the works.

Next, we should all be working on our challenge quilts. If you have any questions or need some ideas you can go to the website to see the information.

www.cedarchestquiltersguild.org.

Finally, last month I announced our big Humanitarian project that we were going to start. We are making blankets for our 222nd National Guard to take with them when they are deployed to Baghdad. They leave Cedar on June 1st and will spend 2 months training before they head to Baghdad. We have 93 men and women leaving from Cedar, and the entire 222nd has 475 soldiers from Southern Utah. We won't be able to make all of these but we are really hoping to get at least the 98. The Dixie Guild, the Hurricane Guild, ladies from Richfield, Beaver and Milford are also going to be working on them. The fabric for the first 60 quilts has been shipped, and is being donated. Just bring some grey colored thread. If you don't have any we will have some there.

Our plan is to have as many of you and your friends at the Senior Center on 5-19 and

5-26 to sew and sew. If you have a friend who doesn't sew, we will need people to cut and iron. We will be providing pizza to eat, and if anyone wants to bring something else you are more than welcome.

Thanks for all you do.

Liz

NEW CLASSES & EVENTS...

May 5 – BOM

May 12 - General Meeting 10 a.m. at the Senior Center. Show and Tell and a Potluck Lunch served.

May 19 - 222nd Day! Please come help make blankets for our men and women being deployed overseas. Bring your sewing machine and grey thread and scissors.

May 26 – 222nd Day continued.... We need all the help we can get to make 98 blankets for our troops. Please come help us sew them.

June 2 – BOM

June 9 - General Meeting 10 a.m. at the Senior Center. Show and Tell and a Potluck Lunch served.

June 16 - Class :

June 23 – Humanitarian Day

June 30 - UFO Day !

TIPS & TECHNIQUES



If you have a sewing tip or technique you would like share with quilters email or call me . Mona Covington – 586-3536... Thanks

OUT TO LUNCH...

No recipe this month.

Please send me recipes from our luncheons ...you can e-mail or even call me...really.

2011 CHALLENGE QUILT

Linda Shokrian will be in charge of our 2011 project.
2011 CCQG “DOORS” Challenge Quilt

The Challenge Quilt this year is to make a Door Quilt. What is a Door quilt you ask? That's easy. A “door” quilt is any quilt with a door as the focus.

Rules: there are none!

Use your imagination and creativity and make any kind of “door” quilt you want. Quilts may be of any size/type you like, but do need to be finished.




We will not be judging our quilts this year, but we will have the Guild members simply vote on their favorites and cash prizes will be awarded (1st place - \$20, 2nd place - \$15 & 3rd place - \$10).

The idea is to have fun, be creative and see what you can come up with.

What kind of Door are you going to make?

We will show and share our quilts at the September 8th, 2011 monthly meeting.

Thank you Linda Dwyer for the idea and the photos of some of the door quilts she has seen. To see the photos in color, go to our website, www.cedarchestquiltersguild.org and click on Challenge. They will also be on display at the back table during our monthly meetings.

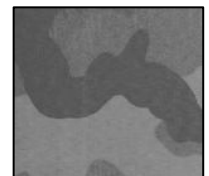


HUMANITARIAN



Please remember we are making blankets for the 222nd National Guard Unit being deployed June 1st. We need to make at least 98 so bring your friends and neighbors.

The fabric and batting is being donated and all we have to do is sew them together.



Regular Guidelines for General Humanitarian Quilts

Quilts – General Guidelines

These quilts are going to people who are in need of help. Quality is more important than quantity. Remember this from the beginning when selecting fabrics all the way to the end when finishing the quilt.

Cotton, blend or flannel is best.

Denim or corduroy takes too long to dry and is heavy.

8 oz. Bonded poly batting or cotton batting.

3 or 4 ply yarn should be used for tying. Use double thread of the 3 or 4 ply yarn.

When making the quilt top the seams need to be 1/2" not 1/4" like we are used to.

Ties should be approximately 4 inches apart, and the stitch on the bottom should be 1/4" to 1/2"; smaller than that can pull through.

Square knot or international stitch is preferred.

Binding – Can be done by hand or machine. It can be done by using a 2 1/4 - 2 1/2 strip, folded in half and sewn on or you can use the pillowcase method (this method can be used for tying without frames)., With right sides together, lay top and bottom of quilt on flat surface. Lay batting on top, pin and sew three sides. Turn right side out and fold in the open end. Top-stitch around four edges! Sew another row 1" from the edges to secure batting then tie the quilt.

CLASSIFIED ADS

If you are looking for something or have an item to sell, you can place a FREE notice here. Call Mona at 586-3536 or contact Webmaster Jeff on our websight.

Quilter's Garage Sale June 3rd and 4th

Fabrics, books, quilting supplies, thread, pillow forms, batting and more will be for sale on Friday and Saturday, June 3rd & 4th at Carol Lile's home.

The address is:

**1130 South Hillcrest Drive
Cedar City, Utah**

Carol has been a member of the Hurricane Guild, and now lives in Cedar City.

FOR SALE :

Bernina 1200DA
Sergers with 2-3-4
thread

overlocker. 15
sewing programs.

Bernina is the
best. I'm

downsizing and
can't use. Just
like new with


pretty extra fabric
case, books, and

\$51.00 foot. Perfect condition. White.

Asking \$400.00 O.B.O. cash.

Location: St. George, Ut.

Phone calls only please 435-986-9814



Thanks

Emily Jones

THINGS TO REMEMBER....
