

Cedar Chest Quilters' Guild

newsletter

TABLE OF CONTENTS

President's Message..... 1
 Board Members 1
 Committee Chairs 2
 Lost & Found2
 Library News 2
 Sunshine & Shadows..... 2
 Membership News 2
 Fat Quarters Info..... 2
 Care & Share2
 Classes and events2
 Tips & Techniques3
 2010 Challenge3
 Humanitarian.....3
 Out to Lunch.....3
 Newsletter info.....3
 Classified Ads.....4
 Things to Remember.....4

BOARD MEMBERS

- President*
 Liz Jacomb.....586-1706
First Vice President
 LaRee Rees..... 586-0841
Second Vice President
 Eleanor Miller.....586-1471
Secretary
 Brenda Jarvis.....867-8230

Treasurer
 Linda Shokrian.....867-5914

FROM OUR PRESIDENT...

As I'm writing this message the UT Quilt Fest is winding down. I really do wish I could have attended. I know we had some of our very own members teaching and attending. I hope they had a lot of fun.

We finished the 4-season kitchen basket and sent it with Kim McAllister to the Quilt Fest. I would like to thank so many of you who helped us sew everything for the basket. It ended being a lot more of a project than I had first anticipated. Thank you Linda Shokrian for shopping for all of the kitchen gadgets that we also put in the basket. It really looked great.

I wanted to let all of you know that at our last general meeting we were able to donate 13 boy quilts to Lana at the Family Support Center and 11 baby boy quilts to Cindy at the St. Martha's project. When they received all of these there were so grateful. To all of you who put a so much time into making these quilts, I'm so very grateful.

We also learned that St. Martha's is in need of receiving blankets and burp cloths, so, we have been working on those also. If you want to come to one of the class days to sew but not take the class you can work on those.


Retreat sign-ups are going very well. As of the 6th we had 51 people register. According to Kathy most of them are from out of town. If you haven't registered yet (like me), do it as soon as you can so you won't miss out.

Time really flies when you are having fun. I realized a couple of weeks ago that in November it's time to do nominations for officers for next year then we will vote in December. So, start thinking about who you would like to nominate.

Our Livestock Festival quilt show is coming up 10-29 and 30. We will need a lot of quilts for the show. We would like quilts that haven't been displayed before at one of our shows. Francine Lyndecker is in charge of it so please talk to her about your quilt. She will also need help setting up, tearing down, and during the show.

Our donation for the Care and Share for last month was 16 lbs. Thanks for your generosity.

Liz



2010 COMMITTEE CHAIRMEN

Historian..... Alayna Coombs
 Newsletter..... Mona Covington
 Publicity.....
 Luncheons.....Susan Goodman &
 Lenora Smith
 Humanitarian ProjectsJulie Patrick
 Quilt Shows..... Francine Lyndaker
 Retreat.....
 Class Coordinator..... LaRee Rees
 Hospitality..... Marie Hartry &
 Rachel Shallenberger
 Librarian..... Nancy Thomas &
 Nada Stivers
 Friendship Circles..... Alayna Coombs
 Sunshine & Shadows ... Brenda Jarvis

LOST AND FOUND.....

No news here is good news here!

LIBRARY NEWS



Our librarians are :

Nancy Thomas586-7459
 Nada Stivers..... 267-2927

Please contact Nancy or Nada at guild or call, if you need to check out a book or reserve one,

SUNSHINE & SHADOWS

Our new ☀️&💧 chairman is Brenda Jarvis. If you have news for this space please let her know at 867-8230.



MEMBERSHIP NEWS

Please add this new member to your roster: no one this month


You will receive a page to go into your roster with their information at the regular guild mtg. each month.

FAT QUARTERS DRAWING !

Bring a fat quarter in the theme of the month and you just might win the bundle of fat quarters!!

Fat 1/4's for NOVEMBER:

Batiks!



CARE & SHARE DRAWING

This year with so many families in need, we have added a way to help our neighbors! Bring a non perishable food item and get your name in a drawing for a prize!



Please bring a non perishable food for the Care and Share. There will be a drawing for a prize from among the names of those who bring food and through your donation you will also have helped a family in real need.

UPCOMING CLASSES & EVENTS

The Heritage Festival and CCQG Quilt show is Oct 29 & 30 . Contact Francine Lyndaker to help or put a quilt in the show.

Please see your calendars for all other information this month .

TIPS & TECHNIQUES

When you have leftover batting from a quilt project, measure it, then roll it up and tie it with a strip of selvage. Label it with a tag that tells what type of batting it is and the size. It will be all ready when you need a batting for a project that doesn't require a full size batt.

2010 CHALLENGE QUILT


2010 CCQG "TEN" Challenge Quilt

We hope everyone is making a "TEN" quilt this year. What fun that would be!

DON'T FORGET!

We will show and share our quilts at the November 11, 2010 monthly meeting.

For further information or a copy of the handout, please see Linda Shokrian



HUMANITARIAN

This will be our last Humanitarian Day for the year.

✂ For those of you who would like to learn to quilt on your home sewing machines, we have a teacher to show us how!



We also need help to finish some receiving blankets and quilts - Please come help us finalize the St Martha's Project.

♥ Thanks to all of you for donating your time and talents to help those in need this year.

OUT TO LUNCH...

This is APPLE SEASON!

How many of you went to the Apple Festival in New Harmony last weekend?

If you have apples and want to know ways to use them, here is a great one! And it's easy too.

Grandma's Baked Apples

6 cooking apples, (I like Granny Smith or Gala apples, but you can use any variety you prefer)

6 pieces of butter about ¼ to ½ tsp each
1/2 cup Sugar or sugar substitute

1 tsp. Cinnamon

½ tsp. Nutmeg

1. Wash the apples and remove the core starting at the stem end & going almost to the blossom end. Leave a little apple at that blossom end so all the filling doesn't run out during baking. Remove about ½ inch of the peel from the top end of the apple around the hole. Place hole side up in an oven proof baking dish

2. Mix sugar and spices together in a bowl

3. Fill each apple half way with sugar mix and add a piece of butter. Finish filling with sugar mixture. Bake at 350°F for about 45 minutes or until tender and done. May be served hot or cold. Serve topped with whipped cream or ice cream on the side.

The variations of this recipe are only limited by your imagination:

*Top with caramel sauce instead of whipped cream.

* Fill the apples with cinnamon red hots

* Fill the apples with sugar & dried cranberries

NEWSLETTER INFORMATION

You can find the newsletter on the web at:

www.cedarchestquiltersguild.org

And click on this tab



Quilts – General Guidelines

Remember, these quilts are going to people who are in need of help. Quality is more important than quantity. Remember this from the beginning when selecting fabrics all the way to the end when finishing the quilt.

Cotton, blend or flannel is best. Denim or corduroy takes too long to dry and is heavy.

8 oz. Bonded poly batting or cotton batting.

3 or 4 ply yarn should be used for tying.

Use double thread of the 3 or 4 ply yarn.

When making the quilt top the seams need to be 1/2" not 1/4" like we are used to.

Ties should be approximately 4 inches apart, and the stitch on the bottom should be 1/4" to 1/2", smaller than that can pull through.

Square knot or international stitch is preferred.

Binding – Can be done by hand or machine. It can be done by using a 2 1/4 - 2 1/2 strip, folded in half and sewn on or you can use the pillowcase method (this method can be used for tying without frames)., With right sides together, lay top and bottom of quilt on flat surface. Lay batting on top, pin and sew three sides. Turn right side out and fold in the open end. Top-stitch around four edges! Sew another row 1" from the edges to secure batting then tie the quilt.

♥ ♥ ♥ ♥ ♥ ♥ ♥
(These guidelines might help us when making a quilt for our own young children or grandchildren too. Those quilts get a lot of use and abuse sometimes too!)

CLASSIFIED ADS

If you have an item to sell or you are looking for something, you can place a FREE notice here.....

Nothing for sale??????

THINGS TO REMEMBER....
